

Watch Webcasts Off-Network:

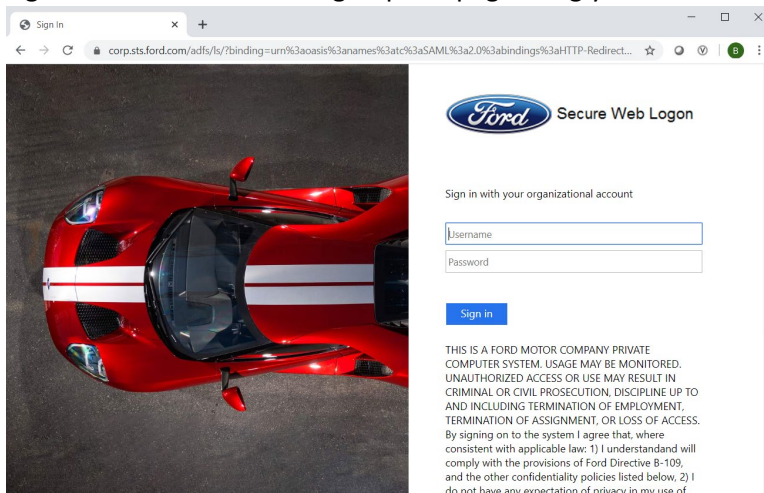
Follow the steps below to join a webcast from an off-network connection, without Cisco AnyConnect enabled.

In order to reduce the congestion and load on Ford's network connections and webcasting infrastructures, users working remotely are encouraged to join live webcasting events without connecting to Cisco AnyConnect when possible.

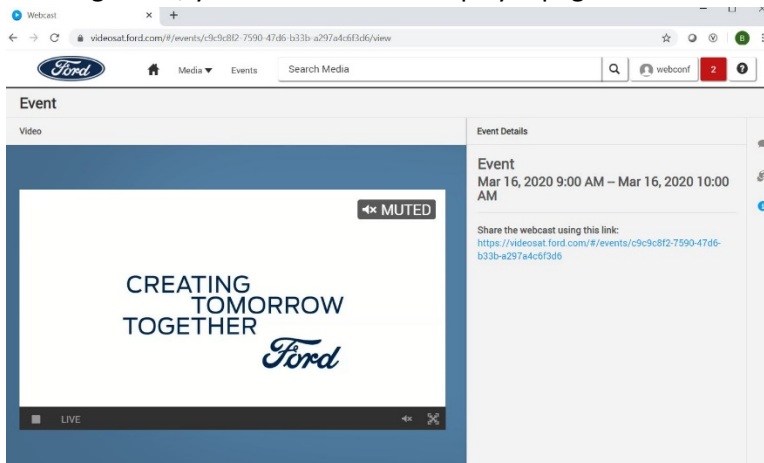
Important Note:

Please do not join a webcast from Cisco AnyConnect and then disconnect after joining.

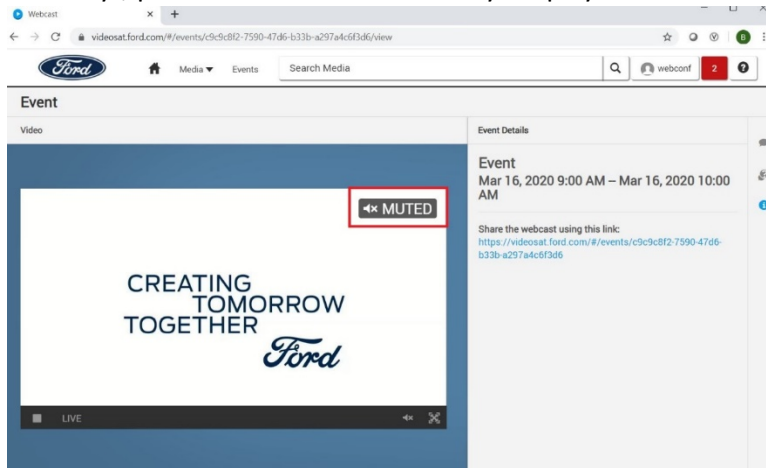
1. Click the Webcast URL you were provided
2. Sign in at the secure web login splash page using your Ford CDSID and password.



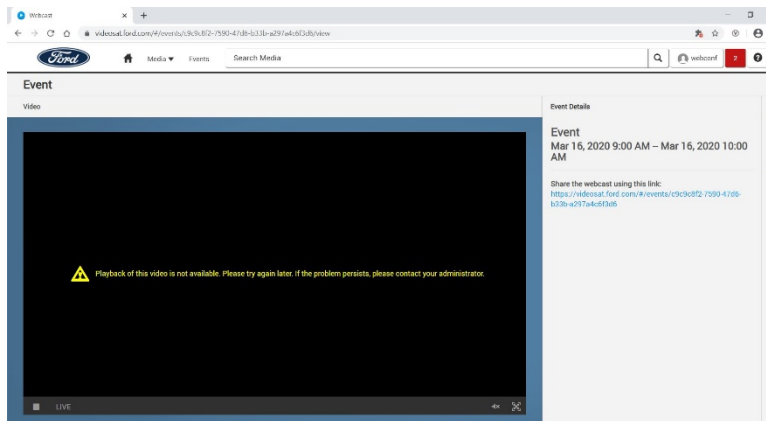
3. Once signed in, you will see the event player page.



4. As always, please remember to unmute your player to ensure that you receive audio.



Note: If you initially join a webcast while you are connected to Cisco AnyConnect and *then during the webcast you disconnect*, you will experience the following error:



If you experience this error as a result of disconnecting from Cisco AnyConnect in the middle of an event, you will need to rejoin the event following the above steps **using a different web browser** than the one you were using when you experienced the error.

Note: Users having trouble connecting to a webcast without a Ford network connection should connect to Cisco AnyConnect and try again. Please note that connecting to Cisco AnyConnect will not alleviate issues resulting from an otherwise degraded internet connection.